

Stereoselective bromohydrin formation from β -hydroxy sulfoxides mediated by the pendant sulfoxide†‡

Sadagopan Raghavan,* M. Abdul Rasheed, Suju C. Joseph and A. Rajender

Organic Division I, Indian Institute of Chemical Technology, Hyderabad 500 007, India.
E-mail: purush101@hotmail.com

Received (in Cambridge, UK) 2nd June 1999, Accepted 12th August 1999

Regio- and stereo-selective bromohydrin formation promoted by a neighbouring sulfinyl moiety is disclosed.

The development of new and efficient methods for regio- and stereo-selective synthesis of biologically active compounds is an active area of research.¹ Our interest in the synthesis of polyhydroxylated sulfoxides and sulfides, e.g. Mannostatin A and B, has focussed initially on the stereoselective introduction of chiral centres in appropriate acyclic precursors.

It is well-known that sulfoxides may participate as neighbouring groups in a number of reactions.² Sulfoxide group participation in halohydrin formation from cyclic³ and simple acyclic olefins⁴ has been demonstrated, but its potential to produce highly functionalised products with stereochemical control at two adjacent centres in substituted acyclic systems remains unexplored. Here we report the formation of bromohydrins from acyclic β -hydroxy- γ,δ -unsaturated sulfoxides (Scheme 1). The unsaturated β -hydroxy sulfoxide precursors shown in Table 1 were prepared as an epimeric mixture in equimolar proportion and good yield⁵ by condensing the lithium anion of (*R*)-(+)-methyl *p*-tolyl sulfoxide⁶ **1** with the appropriate aldehydes⁷ **2** (Scheme 2). The isomeric hydroxy sulfoxides [(*R*_S, *S*_C) and (*R*_S, *R*_C)] were separated⁸ by chromatography and their configuration assigned unambiguously by comparison of coupling constants for the protons directly bonded to the carbon in the β -hydroxy sulfoxide moiety.⁹

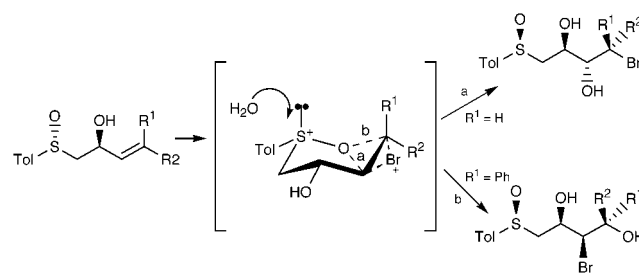
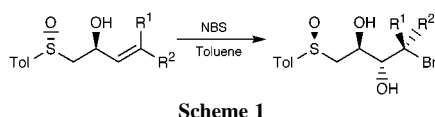
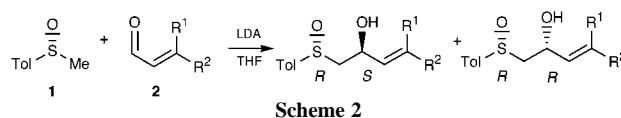
The unsaturated β -hydroxy sulfoxides were reacted with NBS and water in toluene at ambient temperature to afford the bromohydrins in moderate to high stereoselectivity in good yield. Use of solvents like THF, MeCN and CH₂Cl₂ were not satisfactory. The sulfoxide group was envisaged to function as a pendant nucleophile and attack the intermediate bromonium ion, resulting in formation of a cyclic sulfonium salt which could then be hydrolysed by water to afford the bromohydrin (Scheme 3).⁴ It is well known that hydrolysis of sulfonium salts proceeds with clean inversion on sulfur. Hence in effect the configuration on sulfur would get inverted.^{3,10}

As Table 1 indicates, the reaction is general for a variety of γ,δ -unsaturated sulfoxides. According to the literature precedent¹¹ the reaction of **6a** with NBS is expected to afford **7a** as the predominant product. Contrary to the above expectation the outcome was a 1 : 1 mixture of **7a** and **8a**. The phenyl group in

Table 1 Regio- and stereo-selectivity of bromohydrin formation^a

| β -Hydroxy sulfoxide | Products | | Yield (%) (anti: syn) |
|---|----------------|---------------|---------------------------|
| | Anti (C-2/C-3) | Syn (C-2/C-3) | |
| | | | 80 (<5->95) ^b |
| 6a R ² = H, R ¹ = CH ₂ OTBDPS | 7a | 8a | 82 (1:1) ^c |
| | | | 75 (2:1) ^{cd} |
| 12a R ¹ = H, R ² = Ph | 13a | 14a | 78 (1:2) ^{cd} |
| | | | 75 (<5->95) ^b |
| 6b R ² = H, R ¹ = CH ₂ OTBDPS | 7b | 8b | 80 (2:3) ^c |
| | | | 75 (<5->95) ^{bd} |
| 12b R ¹ = H, R ² = Ph | 13b | 14b | 85 (>95-<5) ^p |

^a All reactions were carried out on a 0.25 mmol reaction scale at a concentration of 0.20 M in toluene in the presence of 1.2 equiv. of NBS and 1.7 equiv. of H₂O. ^b Only one isomer was observed in the crude NMR spectrum of the product mixture. ^c Ratio of the isomers determined after separation of the isomers. ^d 10–25% of the product resulting from non-participation of the sulfinyl moiety also observed.



† IICT Communication No. 4301.

‡ Experimental and spectral data for species described in this paper are available from the RSC web site, see <http://www.rsc.org/suppdata/cc/1999/1845/>

the sulfoxides **9a**, **9b**, **12a** and **12b** directs nucleophilic attack on the intermediate bromonium ions to C-4 to afford, regio-selectively, products from 6-*endo* opening.¹² It is also apparent that the (*R*_S, *R*_C) isomers react to yield products more stereoselectively than the corresponding (*R*_S, *S*_C) isomers.

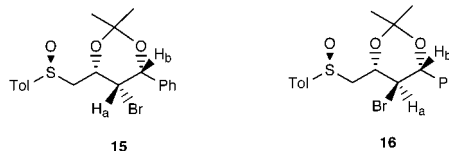
The stereochemical assignments were made by ¹³C and ¹H NMR analysis of the spectra of the acetonides derived from the bromohydrins. The use of ¹³C NMR data for acetonides of 1,3-diols and 1,2-diols for predicting their relative configurations has been reported by Rychnovsky and co-workers¹³ and Dana and co-workers,¹⁴ respectively. The coupling constants of protons on the carbon bearing the hydroxy and bromine in the six-membered ring acetonides reveal stereospecific *trans* addition to the double bond of **9** and **12**.¹⁵ There are ample precedents for overall stereospecific *trans* addition to the double bond with respect to the olefin geometry in a similar reaction, *viz.* halolactonisation.¹¹ Similarly stereospecific *trans* addition to the double bond should be operative with **3** and **6** also. The sulfoxide group is known to deshield protons in which the S=O bond and the C-H bond are in a 1,3-parallel orientation.¹⁶ The proton on C-2 of the acetonides derived from **5b**, **7b**, **8b**, **11b** and **13b** would occupy a 1,3-parallel orientation, while the proton on C-2 for the isomers **5a**, **7a**, **8a**, **11a** and **13a** would be almost orthogonal to the sulfoxide. A comparison of the chemical shifts for the protons on C-2 of the isomeric sulfoxides supports the configuration assigned to sulfur.

In conclusion, even though the product distribution often shows regio- and stereo-selectivity in a predictable way, striking anomalies are observed which underscore the influence of the sulfoxide group and its configuration on the outcome of the reaction. Experiments bearing on the mechanistic reasons for the observed stereoselectivity will be discussed in a later paper.

Notes and references

1 G. Helmchen, R. W. Hoffmann, J. Mulzer and E. Schaumann, *Stereoselective Synthesis, Houben-Weyl Methods of Organic Chemistry*, Georg Thieme Verlag, Stuttgart, 1996, Workbench Edition E 21, vols. 1-10.

- 2 K. Narasaka, Y. Ichikawa and H. Kubota, *Chem Lett.*, 1987, 2139; *The Chemistry of Sulphones and Sulfoxides*, ed. S. Patai, Wiley, New York, 1988, pp. 345-346.
- 3 F. Montanari, R. Danieli, H. Hogeveen and G. Maccagnani, *Tetrahedron Lett.*, 1964, 2685.
- 4 D. R. Dalton, V. P. Dutta and D. C. Jones, *J. Am. Chem. Soc.*, 1968, **90**, 5468.
- 5 All new compounds gave satisfactory analytical and spectral data.
- 6 G. Solladie, J. Hull and A. Girardin, *Synthesis*, 1987, 173.
- 7 G. I. Tsuchihashi, S. Iriuchijima and M. Ishibashi, *Tetrahedron Lett.*, 1972, 4605; N. Kunieda, M. Kinoshita and J. Nokami, *Chem Lett.*, 1977, 289; D. R. Williams, J. G. Phillips, F. H. White and J. C. Huffman, *Tetrahedron*, 1986, **42**, 3003; S. G. Pyne and G. Boche, *J. Org. Chem.*, 1989, **54**, 2663.
- 8 The β-hydroxy sulfoxides **3** and **12** were separated as their silyl ethers followed by cleavage with Bu₄NF.
- 9 M. C. Carreno, T. L. Garcia Ruano, A. M. Martin, C. Pedregal, J. H. Rodrigues, A. Rubio, J. Sanchez and G. Solladie, *J. Org. Chem.*, 1990, **55**, 2120 and references cited therein; C. A. Kingsbury and R. A. Auerbach, *J. Org. Chem.*, 1971, **36**, 1737.
- 10 A. D. Westwell, M. Thornton Pett and C. M. Rayner, *J. Chem. Soc., Perkin Trans. 1*, 1995, 847; B. M. Trost and M. Fray, *Tetrahedron Lett.*, 1988, **29**, 2163.
- 11 A. R. Chamberlin, M. Dezube, P. Dussalt and M. C. McMills, *J. Am. Chem. Soc.*, 1983, **105**, 5819.
- 12 M. M. Midland and R. L. Holtermann, *J. Org. Chem.*, 1981, **46**, 1227 and references cited therein; G. Belluci, G. Berti, R. Bianchini, G. Ingrosso and E. Mastrorilli, *Gazz. Chim. Ital.*, 1976, **106**, 955 and references cited therein.
- 13 S. D. Rychnovsky and D. J. Skalitzy, *Tetrahedron Lett.*, 1990, **31**, 945.
- 14 G. Dana and H. Danehpajouh, *Bull. Soc. Chim. Fr.*, 1980, 395.
- 15 For instance, the coupling constants for the protons H_a and H_b in **15** is 1.5 Hz, while in **16** it is 9.52 Hz.



- 16 P. Sohar, *Nuclear Magnetic Resonance Spectroscopy*, CRC Press, Florida, 1983, vol. 1, p. 34; A. B. Foster, T. D. Inch, M. H. Qadir and J. M. Webber, *J. Chem. Soc., Chem. Commun.*, 1968, 1086.

Communication 9/04420E